
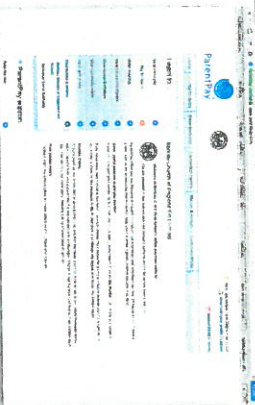
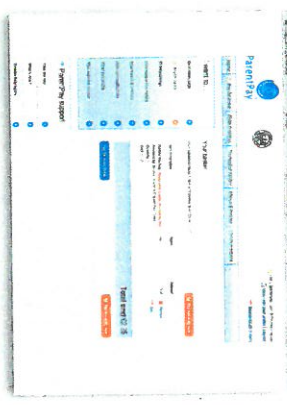





Parent Pay.

	<p>See all the options and which products can be paid for on parentpay</p>
	<p>You can view the school page with useful tips or go to parentpay support to take the tour</p>
	<p>Choose what you want to buy.</p>
	<p>Fill in your payment details and pay with a secure payment system.</p>
	<p>Open parent pay website Put in user name and password given.</p>
	<p>To activate your account, please complete the details on this page and click Continue. Next you need to choose the details you will use to login to your ParentPay account in future. Using your email address is an easy option to remember. You then need a password and a secret question.</p> <p>You then Confirm the terms and conditions and click continue</p>
<p>Your account activation settings have been saved</p>	<p>A message will have been successfully sent to your email address. To complete the process follow the instructions below:</p> <ul style="list-style-type: none"> Go to your inbox at the address above Open the verification email from 'ParentPay' with the subject line 'Activation confirmation for ParentPay' Click the link in the body of the email or follow the instructions